




-  Display Village
-  Current Stage
-  Previous Release
-  Future Development
-  Sales Centre
-  Indicative Trees



DRUMPELLIER DRIVE

LAKEFIELD DRIVE

 Future Playing Oval

 Proposed Future Primary School

 St Leonards Creek

WOOLLCOTT AVENUE

EVERGLADES AVENUE

 Display Village

 Park

 Neighbourhood Shopping Centre

 Future Whiteman Park Station




YOULE - DEAN ROAD

PROPOSED FUTURE HENLEY BROOK AVENUE TO REID HIGHWAY

ISOODON STREET

 Future Town Centre

 Proposed Future High School

	Perth 20 km
	Swan Valley 1.5 km
	Midland 11 km

Whilst every care has been taken with the preparation of these particulars, they are subject to change and are in no way warranted by the selling agent or its clients in whole or in part and should not be construed as forming part of any contract. Any intending purchasers are advised to make necessary enquiries to satisfy themselves on all matters in this respect. All areas and dimensions are subject to survey. Sales Agent: Peet Estates.