



the village at
Wellard

STAGE PLAN

STAGE 34 RELEASE

A true village lifestyle at the centre of it all.

The first walkable transit-oriented development on the Perth-Mandurah train line, The Village at Wellard is an award-winning community located within Perth's flourishing southern corridor.

Blocks in the Stage 34 Release are perfectly positioned to enjoy the best this vibrant community has to offer, all within a short walk of the bustling Wellard Square. Here, you'll find Woolworths, specialty stores, a café, healthcare services and more. Wellard Train Station is also just a short walk from home, putting Perth CBD just a 31-minute train ride away.

There are also plenty of opportunities to enjoy a day out with family, with a number of local parks and playgrounds to discover. All are within an easy stroll from your new home, via a network of connected walking and cycle paths that will allow you to take in the stunning streetscapes of this established, sought after part of The Village.









Plus, with a range of established schools on your doorstep, together with the shops, beaches and entertainment options of Rockingham, Mandurah and Fremantle all close by, life at The Village at Wellard puts you right at the centre of it all.

thevillageatwellard.com.au

PEET



RELEASE LEGEND

-  Peet Homes
-  Current Release
-  Previous Release
-  Retaining Wall
- 15.17 Lot Height
-  Street Tree
(Landscaping shown is purely conceptual)
-  Garage – recommended position
-  Retained by Department of Communities
-  Retained Tree
(Indicative size and location only)



Whilst every care has been taken with the preparation of these particulars, which are believed to be correct, they are in no way warranted by the selling agent or its clients in whole or in part and should not be construed as forming part of any contract. Any intending purchasers are advised to make necessary enquiries to satisfy themselves on all matters in this respect. All areas and dimensions are subject to survey. March 2018. In particular, the location of the services (sewer, electricity, water, drainage, retaining wall and stairs) as depicted on this plan may be varied to satisfy the conditions imposed by the Western Australian Planning Commission and other relevant authorities for the approval of the subdivision to create the lots shown on this plan.



OPENING DOORS
To Affordable Housing



PEET