



*Verge abutting public open space.*

Everyone knows first impressions matter – and, at Shorehaven, we're keen to ensure our community's streetscape always looks the part. The streetscape is the visual identity of a neighbourhood and plays an important role in adding to the character, amenity, biodiversity, habitat and cooling of the community as a whole.

With that in mind, together with the City of Wanneroo, we have developed some guidelines to help you understand the City's position regarding the maintenance of verges.

## WHAT IS A VERGE?

A verge (or nature strip) is a section of land between the edge of a road and a property boundary. The property boundary is usually indicated by the position of a front fence, letterbox or retaining wall.

Verges are necessary as they function as a space to run services (electricity, water, gas, etc) to each household. They often include street lighting and trees to improve the streetscape amenity. In new land developments verges are typically planted with water wise trees and groundcover species as part of a front lot landscaping package.

## WHO IS RESPONSIBLE FOR VERGE MAINTENANCE?

In the City of Wanneroo, residents are responsible for maintenance of verges that adjoin their lots. This may include verges beyond a retaining wall or front fence. Please see examples of verge maintenance responsibilities overleaf.

A street tree is included in the front garden landscape packages at Shorehaven. Street trees are a shared amenity and the irrigation is important to help establish the street trees. Once planted, watering is the responsibility of the property owner. If you have any queries regarding your street tree please contact Peet within the first two years of planting. From then on please forward your queries to the City.

## KEEPING UP APPEARANCES.

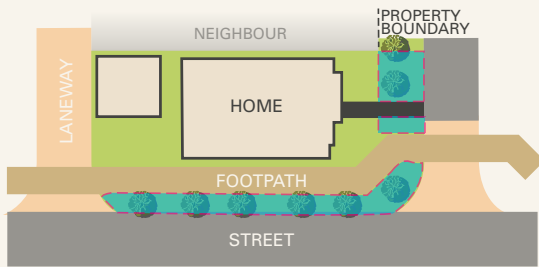
Peet is dedicated to helping ensure main boulevards (such as Shorehaven Boulevard) reflect the character and design of the community as a whole, and will perform some maintenance duties to assist.

If you would like to conduct improvements on your verge, it is important you stick to the City of Wanneroo's Verge Treatment Guidelines. To find out more, visit [wanneroo.wa.gov.au](http://wanneroo.wa.gov.au)

To find out more, visit  
[wanneroo.wa.gov.au](http://wanneroo.wa.gov.au)

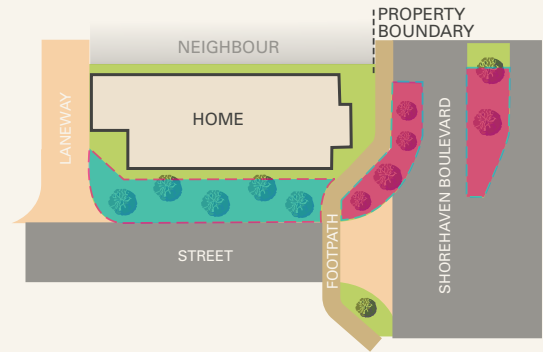
## VERGE MAINTENANCE RESPONSIBILITY EXAMPLES

- Resident to maintain verge.
- Developer/City to maintain.



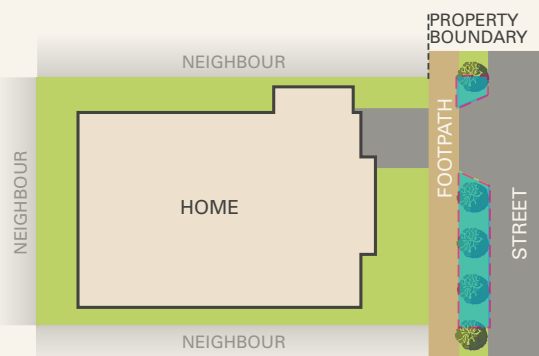
### EXAMPLE 1

- Rear loaded corner.
- Resident to maintain front verge and side verge.



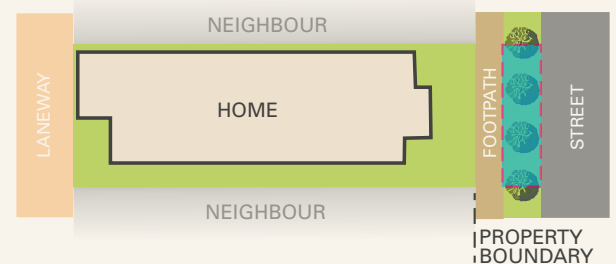
### EXAMPLE 2

- Rear loaded corner, fronting Shorehaven Boulevard.
- Developer/City to maintain the boulevard verges. Any new planting of groundcovers by residents is to be as per City verge guidelines.
- Resident to maintain side verges.



### EXAMPLE 3

- Front loaded.
- Resident to maintain (beyond the footpath)





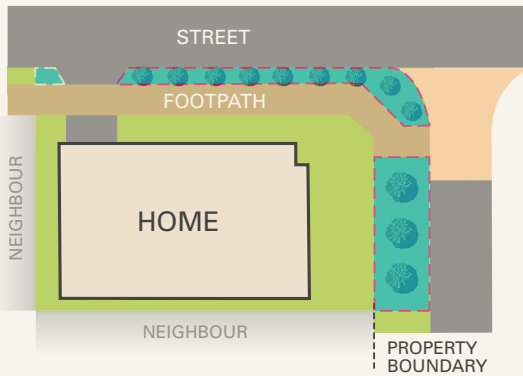
### EXAMPLE 4

- Rear loaded.
- Resident to maintain front verge (beyond the footpath).

Note: Rear loaded means the garage is located off the laneway. Front loaded means the garage is located off the main street.

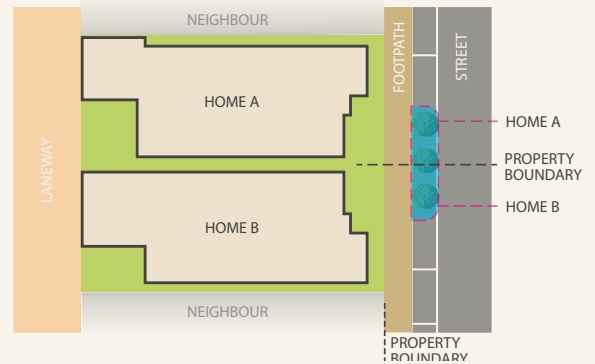
## VERGE MAINTENANCE RESPONSIBILITY EXAMPLES

-  Resident to maintain verge.
-  Developer/City to maintain.



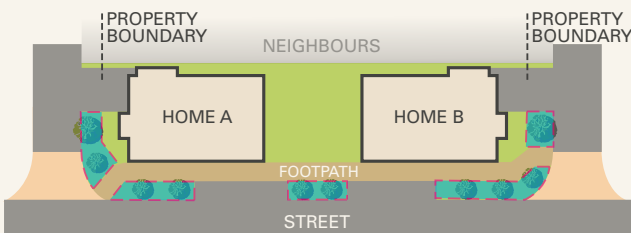
### EXAMPLE 5

- Front loaded corner.
- Resident to maintain front verge and side verge.



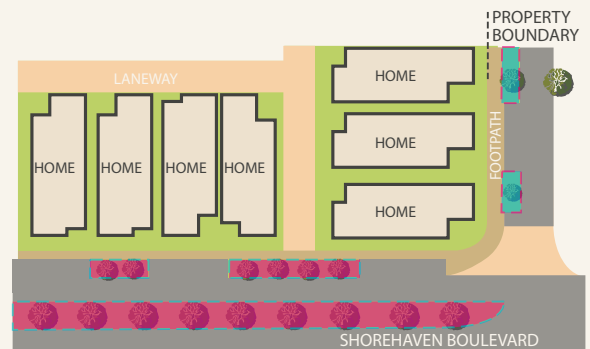
### EXAMPLE 6

- Rear loaded with car bays in front.
- Resident to maintain front verge (beyond the footpath).



### EXAMPLE 7

- Front loaded lots with car bays to the side.
- Resident to maintain front and side verge.



### EXAMPLE 8

- Rear loaded on Shorehaven Boulevard.
- Developer/City to maintain the boulevard verges. Any new planting of groundcovers by residents is to be as per City verge guidelines.
- Resident to maintain side verges.

Note: Rear loaded means the garage is located off the laneway. Front loaded means the garage is located off the main street.