




# How to fold a pirate hat.




Place a piece of newspaper in front of you with the long side up.




Fold in half vertically.




Fold in half horizontally




Unfold




Place the paper with the fold at the top.



Fold the top corners into the centre line, making sure to keep them even.



Fold one of the bottom flaps up.



Turn over and fold the other bottom flap up.

