

LEGEND

SEWER MAINS	by Survey
WATER MAINS	
WATER CONDUIT	
STORMWATER	

SYMBOLS **ABBREVIATIONS**

Sewer Manhole / Shaft	SMH	MH	Manhole
Fire Hydrant	FD	MS	Maintenance Shaft
Valve	V	SL	Surface Level
Water Meter	WM	IL	Invert Level
Kerb Adapter	Ka	BM	Bench Mark
Stormwater Manhole	SMH	Ø	Diameter
Stormwater Pit	SP	KA	Kerb Adapter
		HC	House Connection

Scale 1:250 - Lengths are in Metres.
2 0 2 4 6 8 10 12 14 16 18 20 22 24 26 28 30 32 34 36 38



Saunders Havill Group Pty Ltd ABN 24 144 972 949
Brisbane • Emerald • Rockhampton
head office 9 Thompson St Bowen Hills Q 4006
phone 1300 123 SHG web www.saundershavill.com

■ surveying ■ town planning ■ urban design ■ environmental management ■ landscape architecture

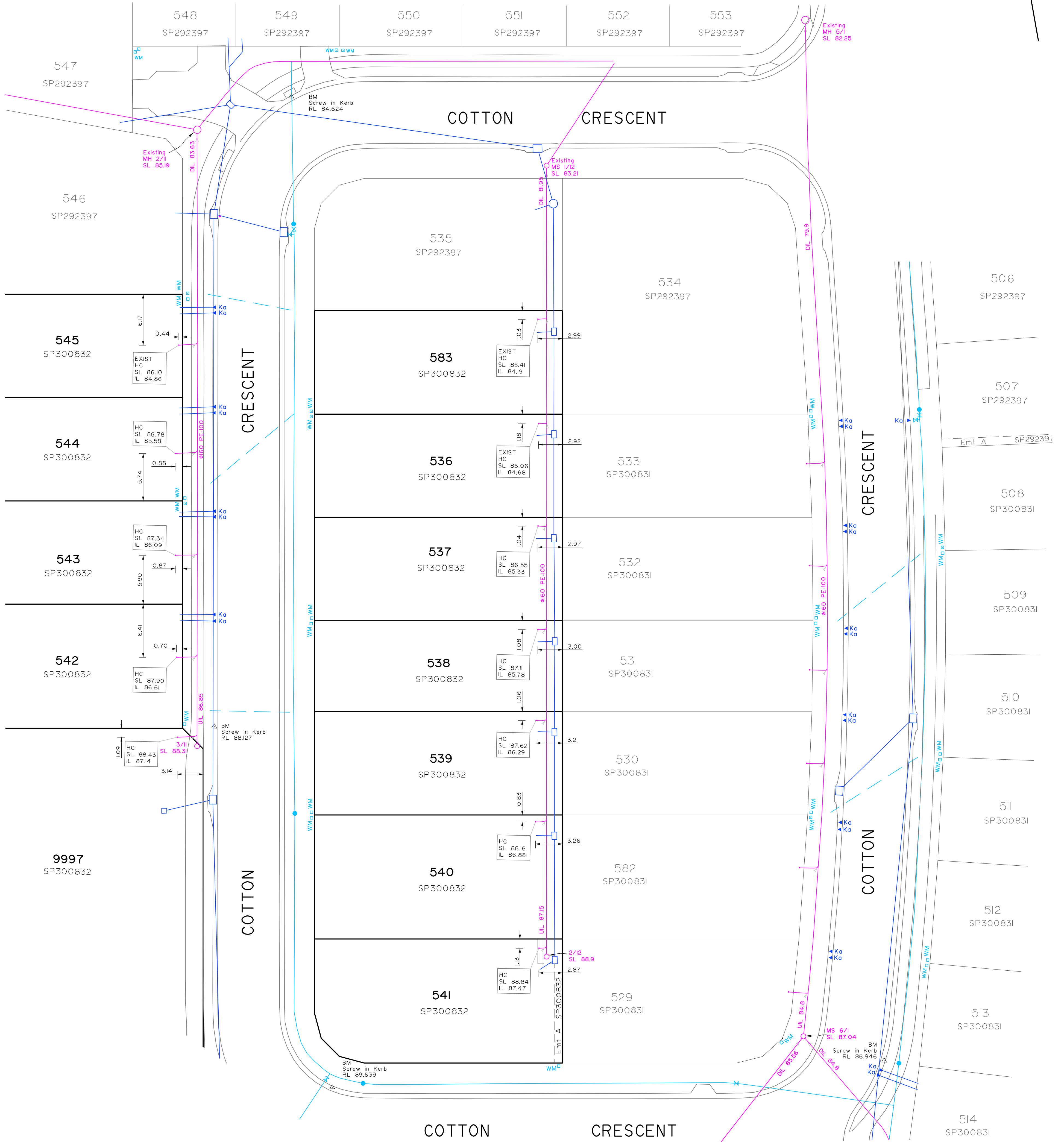

No.	Drawn	Date	Description	Checked
A	JC	14.09.2018	Original Issue	CU

Plan of **As Constructed Sketch (Sheet 1 of 3)**
Project **EDENS CROSSING - STAGE 8**
Client **Peet Pty Ltd**

Surveyed **CU** Date **Aug 2018**
Level Datum: **AHD der.**
Origin of Levels: **PM203515**
RL of Origin: **86.32**
Contour Interval:

Lot Description **SP300832**
Locality: **Redbank Plains**
Local Government: **Ipswich City Council**

Scale @A1 **1:250**
@A3 **1:500**
Dwg No. **8459 S 37 SE A**



LEGEND

SEWER MAINS	by Survey
WATER MAINS	
WATER CONDUIT	
STORMWATER	

SYMBOLS

Sewer Manhole / Shaft	SMH	MH	Manhole
Fire Hydrant	FD	MS	Maintenance Shaft
Valve	V	SL	Surface Level
Water Meter	WM	IL	Invert Level
Kerb Adapter	KA	BM	Bench Mark
Stormwater Manhole	SMH	Ø	Diameter
Stormwater Pit	SP	KA	Kerb Adapter
		HC	House Connection

Scale 1:250 - Lengths are in Metres.
2 0 2 4 6 8 10 12 14 16 18 20 22 24 26 28 30 32 34 36 38

No.	Drawn	Date	Description	Checked
A	JC	14.09.2018	Original Issue	CU

Plan of **As Constructed Sketch (Sheet 2 of 3)**

Project **EDENS CROSSING - STAGE 8**

Client **Peet Pty Ltd**

Surveyed	Date
CU	Aug 2018
Level Datum:	AHD der.
Origin of Levels:	PM203515
RL of Origin:	86.32
Contour Interval:	

Lot Description **SP300832**

Locality: Redbank Plains
Local Government: Ipswich City Council


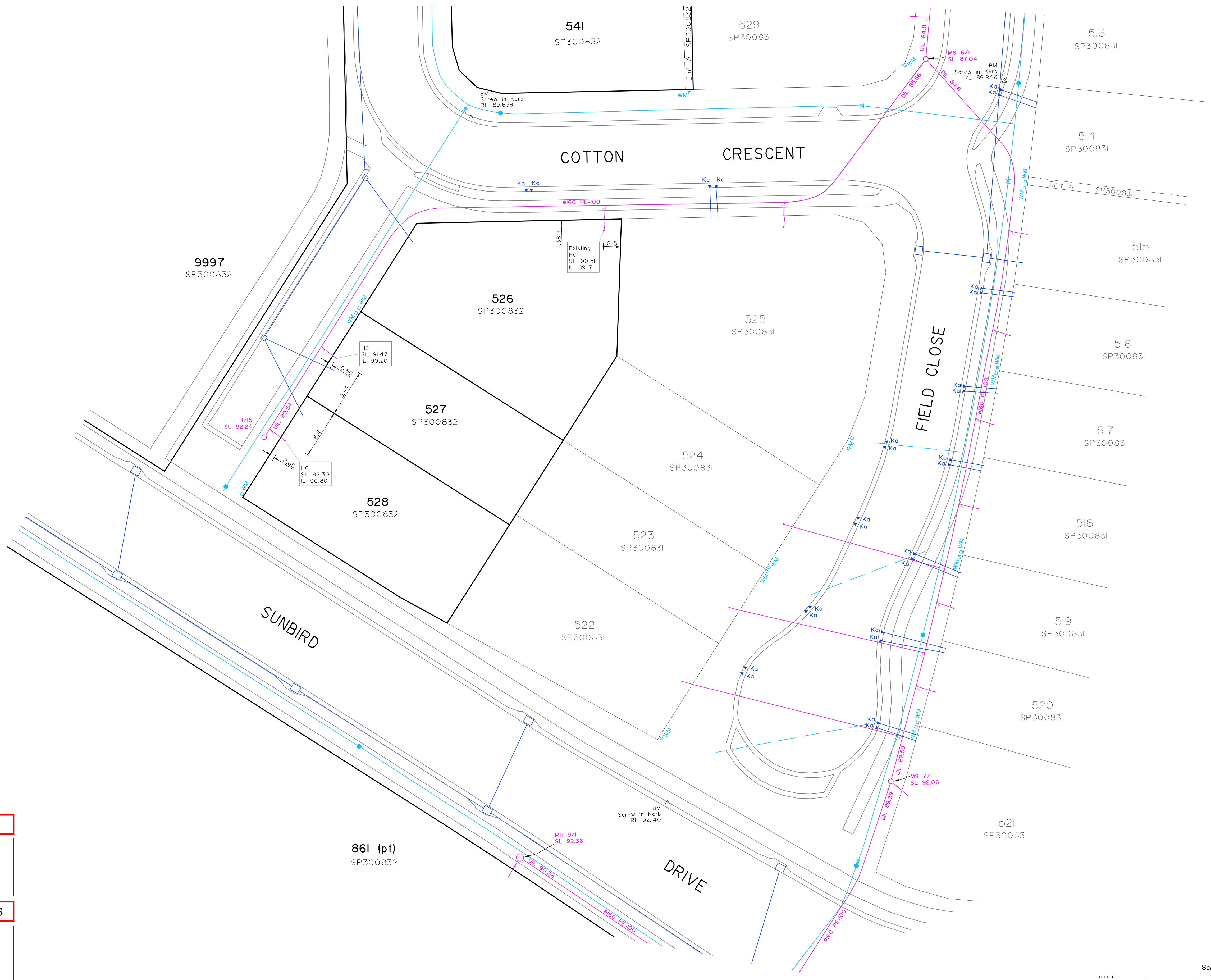
surveying

Scale @A1 1:250
@A3 1:500

Dwg No. **8459 S 37 SE A**

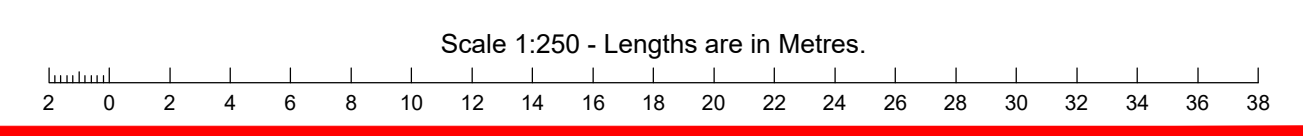
SH saunders havill group Saunders Havill Group Pty Ltd ABN 24 144 972 949
Brisbane • Emerald • Rockhampton
head office 9 Thompson St Bowen Hills Q 4006
phone 1300 123 SHG web www.saundershavill.com

■ surveying ■ town planning ■ urban design ■ environmental management ■ landscape architecture



LEGEND	
SEWER MAINS	by Survey
WATER MAINS	—
STORMWATER	—

SYMBOLS	ABBREVIATIONS
○ SMH	MH Manhole
●	MS Maintenance Shaft
○ SL	SL Surface Level
○ IL	IL Invert Level
○ BM	BM Bench Mark
○ G	G Diameter
○ KA	KA Kerb Adapter
○ HC	HC House Connection
○	Water Meter
○	Valve
○	Stormwater Manhole
○	Stormwater Pit



saunders havill group
 Saunders Havill Group Pty Ltd ABN 24 144 972 949
 Brisbane • Emerald • Rockhampton
 head office 9 Thompson St Bowen Hills Q 4006
 phone 1300 123 SHG web www.saundershavill.com
 surveying town planning urban design environmental management landscape architecture

No.	Drawn	Date	Description	Checked
A	JC	14.09.2018	Original Issue	CU

Plan of **As Constructed Sketch (Sheet 3 of 3)**
 Project **EDENS CROSSING - STAGE 8**
 Client **Peet Pty Ltd**

Surveyed	Date	Lot Description
CU	Aug 2018	SP300832
Level Datum: AHD der.		Locality: Redbank Plains
Origin of Levels: PM203515		Local Government: Ipswich City Council
RL of Origin: 86.32		
Contour Interval:		

surveying
 Scale @A1 1: 250
 @A3 1: 500
 Dwg No. **8459 S 37 SE A**