

A close-up photograph of a young man and woman smiling warmly at each other. The woman is on the left, with long dark hair, and the man is on the right, with a beard and mustache. They are both wearing denim shirts. The background is softly blurred, suggesting an outdoor setting. The overall mood is romantic and intimate.

Lumeah

CRANBOURNE WEST

PEET

Sophisticated living in a welcoming, urban village.

Life at Lumeah is about a friendly, connected future in a vibrant urban village in Cranbourne West. From the doorstep of your architecturally designed townhouse, kids can safely walk or cycle to primary and high schools nearby, and play happily in green, shady parks while making friends for life. Everyday shopping and community needs are a stroll along landscaped streets, and transport links are easy. The drive to Melbourne CBD is only 40-minutes. Your contemporary Lumeah townhouse is designed with quality, high-end inclusions and space to grow. It's low maintenance and comes conveniently ready to move in, delivering a wonderful lifestyle, backed by Peet.

The Peet Difference

The Peet Group offers an impressive breadth of experience in residential, medium density and commercial developments, as well as land syndication and funds management.

The core of our success, and our confidence in the future, extends from the commitment, spirit and passion of founder, James Thomas Peet, who established Peet in 1895. James Peet created the opportunity for every person of every kind to create a bright future for themselves and their families.

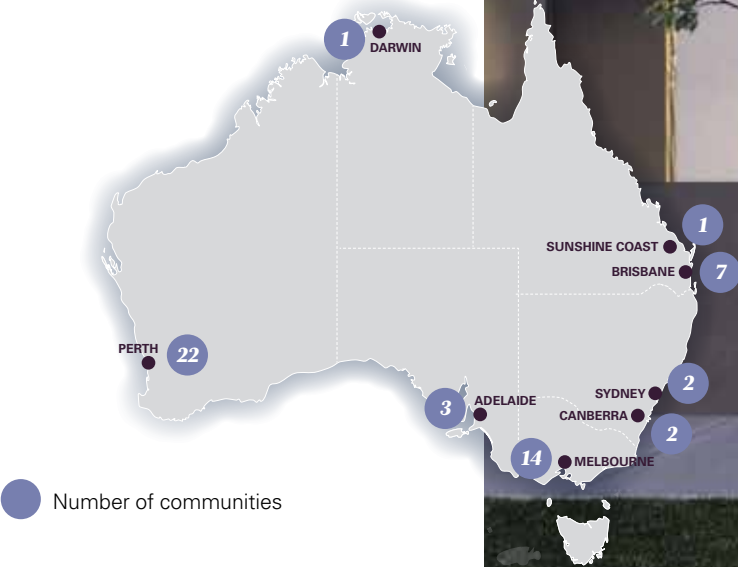
He created Peet communities - a range of exceptional places across Australia. This vision and dedication has grown to over 50 communities nationally.

Our commitment to excellence drives our innovation and market-leading practices, backed by more than 120 years of experience and expertise.

That's the Peet difference.

Some of our current communities in Melbourne include:-

- Acacia, Botanic Ridge
- Aston, Craigieburn
- Cornerstone, Werribee
- Newhaven, Tarneit
- Summerhill, Botanic Ridge



● Number of communities



LUMEAH / CRANBOURNE WEST

ARTIST IMPRESSION

Located for living a great life.

Lumeah is at the heart of one of Melbourne's fastest growing areas. It occupies an enviable space directly opposite interconnected and beautifully landscaped parks and existing waterways, with life's everyday needs close by. A primary and secondary school will be 100m away, and the future village square with supermarket, shops, cafes and medical centre is across the road. Playing fields, a recreation centre, leafy parks and playgrounds are all walkable. It's a short drive to established amenities in the surrounding Cranbourne area, including healthcare services, shopping centres, entertainment and education facilities.





A lifestyle that has it all.

Celebrate the good life at Lumeah where there's always something new to discover about Cranbourne West. Enjoy local experiences indoors and outdoors, get up close to nature, and keep active. Savour delicious tastes at the large selection of cafes and restaurants within shopping centres, or at historic sites like the Old Cheese Factory. Picnic in the park at the Racecourse. Have fun and keep the whole family healthy at several leisure centres, an aquatic park, a skate park and even on one of many golf courses. See kangaroos and cuddle baby animals at Myuna working community farm. Soak up the beauty of Port Phillip Bay, or be inspired by the iconic Phillip Island attractions, only an hour away.

Local, connected living.

Growing, thriving and getting on with life comes naturally with Lumeah's design connecting you to important local amenities and services. A future primary and secondary school are in walking distance, and there's a choice of many excellent existing schools in the area. Planned shopping includes a Woolworths supermarket and specialty stores in the village hub, and the Cranbourne train station and a bus service provides reliable public transport. A local kindergarten and child care centre are on hand, a retirement village adjacent to Lumeah adds a generational dimension to life here. Several family health and medical services are close by, and no less than three tertiary education facilities are within easy reach.



Cranbourne Train Station



Cranbourne Park Shopping Centre
Photo courtesy of ArchiShot



St. Peter's College
Photo courtesy of Hayball



Cranbourne Golf Club



Royal Botanical Gardens




St. Peter's College
Photo courtesy of Hayball

*Thrive in a
community
where everything
comes naturally.*

Townhouse life by design.

Move right into your exclusive, fully finished 2-storey Lumeah townhouse, ready for a low maintenance lifestyle. With contemporary elevations in a quality build, the townhouses are cleverly designed. With spacious, well-zoned, open plan living areas that flow to a covered alfresco. Sustainability is key with initiatives to reduce power and water use, and you're connected to a high-speed fibre broadband network. Internal garage access makes life smooth, and included LED lighting, window coverings, landscaping, fencing and even a letter-box all means you can move right in and enjoy your wonderful Lumeah lifestyle without any hassles.







ARTIST IMPRESSION / LIGHT SCHEME



ARTIST IMPRESSION

**Only
the best
finishes.**

You'll see and feel the exceptional quality of high-end inclusions in a fully finished Lumeah townhouse. Your internal colour scheme choice opens up a world of beautiful possibilities for stone benchtops in the kitchen, bathroom and ensuite. The outstanding quality kitchen, at the heart of your home, comes complete with stainless steel appliances and soft-close laminate cupboards and drawers. With stylish ceramic floor and wall tiles in wet areas, carpets to bedrooms, and timber laminate floors in living areas, daily life flows seamlessly in a home where value is clear in the outstanding quality.



ARTIST IMPRESSION / LIGHT SCHEME

Your choice. Your style.

Each townhouse comes complete with the following:

- Choice of internal colour scheme
- All floor coverings
- Contemporary elevations offering stunning street appeal
- Stone benchtops in the kitchen, bathroom and ensuite
- Stainless steel appliances in the kitchen
- LED lighting and window coverings throughout
- Remote controlled garage door with internal access
- Air-conditioning and heating in living areas
- Landscaping, fencing and letterbox
- Mirrored double robes in all bedrooms
- High-speed broadband internet access

...And more. See your contract for details.



ARTIST IMPRESSION / DARK SCHEME

Live in a
sought-after
location.

FLOOR PLAN

LOT NUMBERS

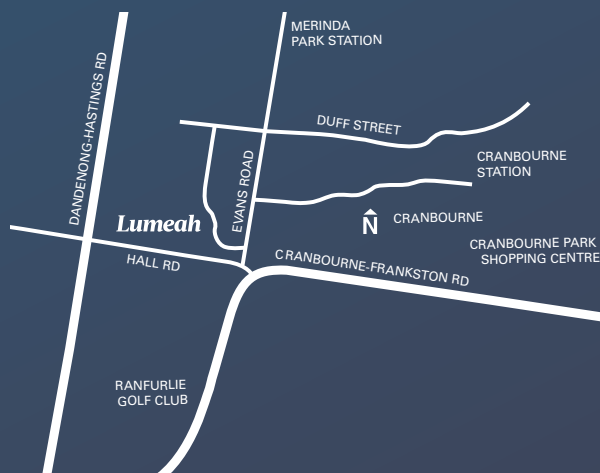
| | |
|---|--------------------------------------|
| A | 70, 71 |
| B | 7 |
| C | 2 |
| D | 39, 44, 45, 55 |
| E | 9 - 12, 15, 16, 17, 22 - 26, 56 - 69 |
| F | 27 |
| G | 40 - 43, 46 - 54 |
| H | 29 - 37 |
| I | 18, 20, 21 |
| J | 28, 38 |
| K | 8 |
| L | 3 |
| M | 1 |
| N | 13, 14, 19 |
| O | 4, 5, 6 |



Lumeah

CRANBOURNE WEST

Flicka Boulevard
Cranbourne West
VIC 3977
0488 863 289



lumeahcranbourne.com.au

All care has been taken in the preparation of this material. No responsibility is taken for errors or omissions and details may be subject to change. Intending purchasers should not rely on statements or representations and are advised to satisfy themselves in all respects. Artwork images and plans are artists' impressions only and are not to be relied upon as a definitive reference.

PEET